



# MI Diabetes Prevention Network

## In-Person Meeting – Eastern Market, Detroit, MI

4/12/2024



# Welcome!



# Housekeeping




- Bathrooms
- Parking
- Food
- Materials
- Questions
- Food Demo 11 a.m. – 12 p.m.
- Possible Tour Available After
- MDHHS Staff 1:1 After

# Agenda

Item	Presenter(s)
<b>Welcome and Updates</b>	Tamah, Adrienne, Candice MDHHS – Diabetes and Arthritis Teams
<b>Breakout Discussion</b>	Adrienne will facilitate Individual discussions; Designate reporter for each group
<b>Big Group Report Back and Discussion</b>	Adrienne will facilitate Designated reporters; Group Q&A
<b>Eastern Market Showcase</b>	Patrice Brown Eastern Market
<b>Food Demonstration</b>	Chef Ederique Goudia Taste the Diaspora Detroit, Make Food Not Waste
<b>Wrap-Up</b>	Adrienne Optional Eastern Market Tour, pending staff availability

# MDHHS Updates

Tamah Gustafson  
Adrienne Davenport  
Candice Lee



An aerial photograph of a river flowing through a dense forest with vibrant autumn foliage in shades of orange, yellow, and red. The river features a small waterfall with white water cascading over a rocky ledge. The sky is not visible, focusing the view on the natural landscape.

## Medicaid DPP Tamah <sup>(1)</sup>

- # enrolled MiDPP Providers
- # pending MiDPP Providers
- # engaged MCOs
- Upcoming MiDPP efforts
  - Education
  - Awareness
  - Fee Schedule
  - Other ideas?



# Medicaid DPP Tamah <sup>(2)</sup>

- Lessons learned/tips for enrolling as a MiDPP:
  - Type of NPIs and considerations
- CHAMPS
  - MiDPP is listed under "special programs"
  - Organization must be approved in CHAMPS as MiDPP before proceeding with LC enrollment
- MCO contracting
  - Websites
  - Key contacts
  - What to ask?
  - Things you may be required to have

An aerial photograph of a river flowing through a dense forest with vibrant autumn foliage. The river has a small waterfall in the center, with white water cascading over a rocky ledge. The surrounding trees are in various shades of green, yellow, orange, and red. In the upper left corner, there is a brown rectangular box containing the text 'Platform Inquiry Tamah'.

## Platform Inquiry Tamah

- What tech/software needs does your organization have?
  - Workshop management
  - Data collection and reporting
  - Referrals/communication w/ health care providers
  - Communication w/ DPP participants
  - Other?
- How can we support?



(as of 4/1/2024)

# MI DPP Landscape Adrienne

**25**

unique DPP  
providers in  
MI

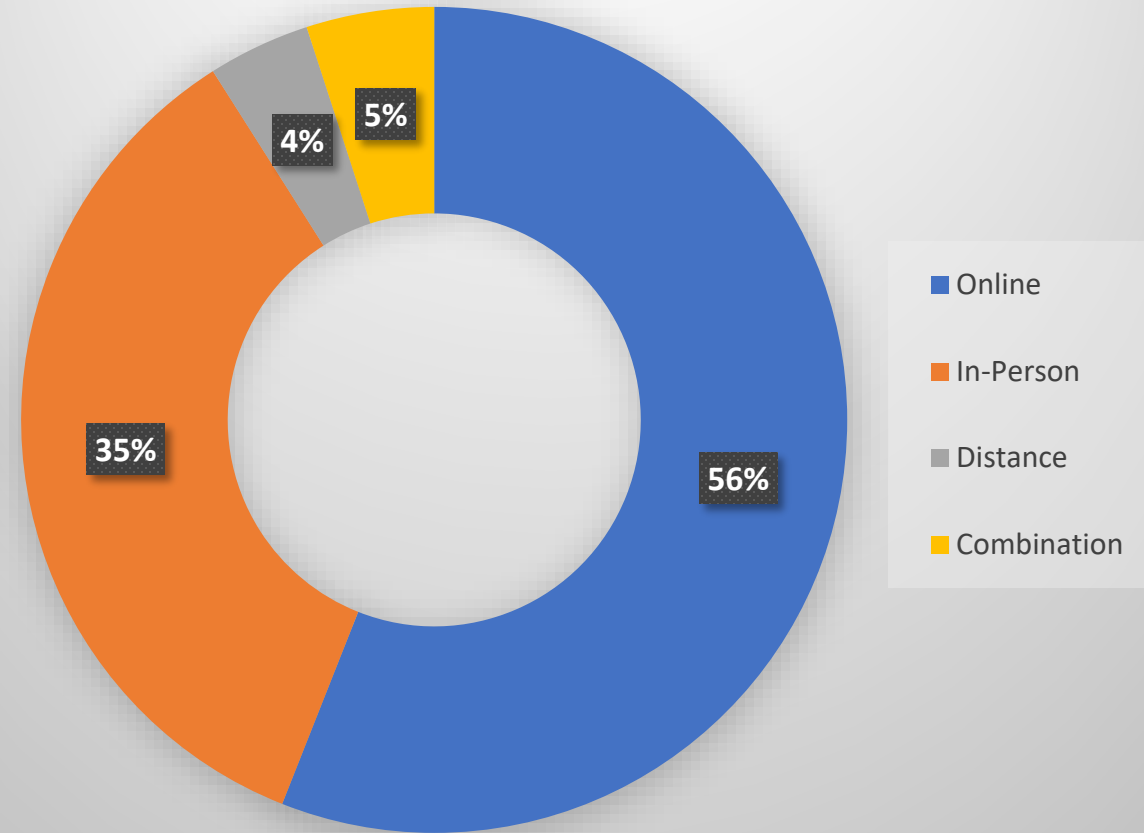
**34**

modality options  
for distance + in-  
person DPP in MI

**52**

offering online  
asynchronous DPP  
available in MI

## DPP Modality of Choice





Other DPP Updates  
Adrienne <sup>(1)</sup>

# DPP Completers in Michigan (as of 4/1/2024)

**2,972**  
people enrolled in DPP in 2023  
(likely to increase)

**30,789**  
people enrolled in DPP in MI –  
since start of DPP in 2012

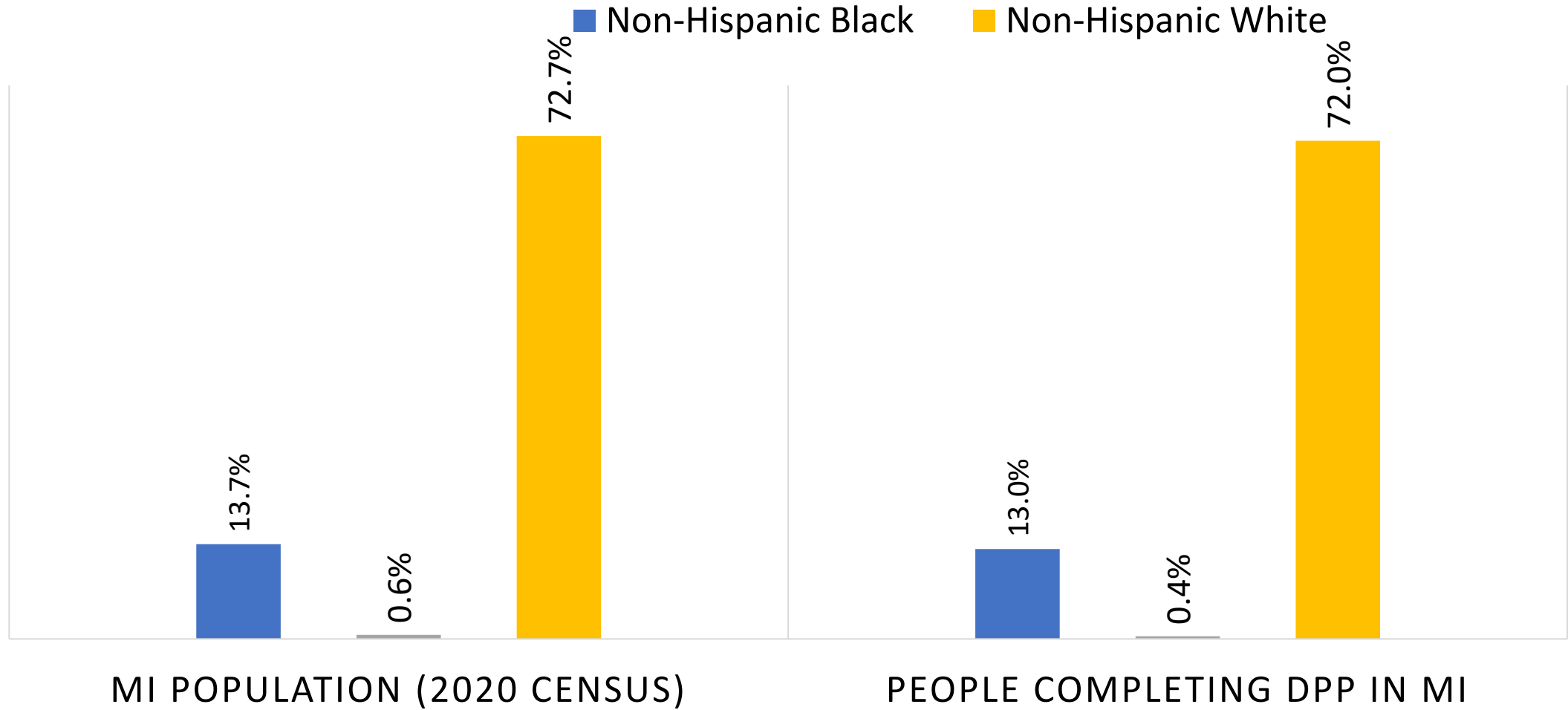
# Other DPP Updates Adrienne <sup>(2)</sup>



## DPP landscape in MI (as of 4/1/2024):

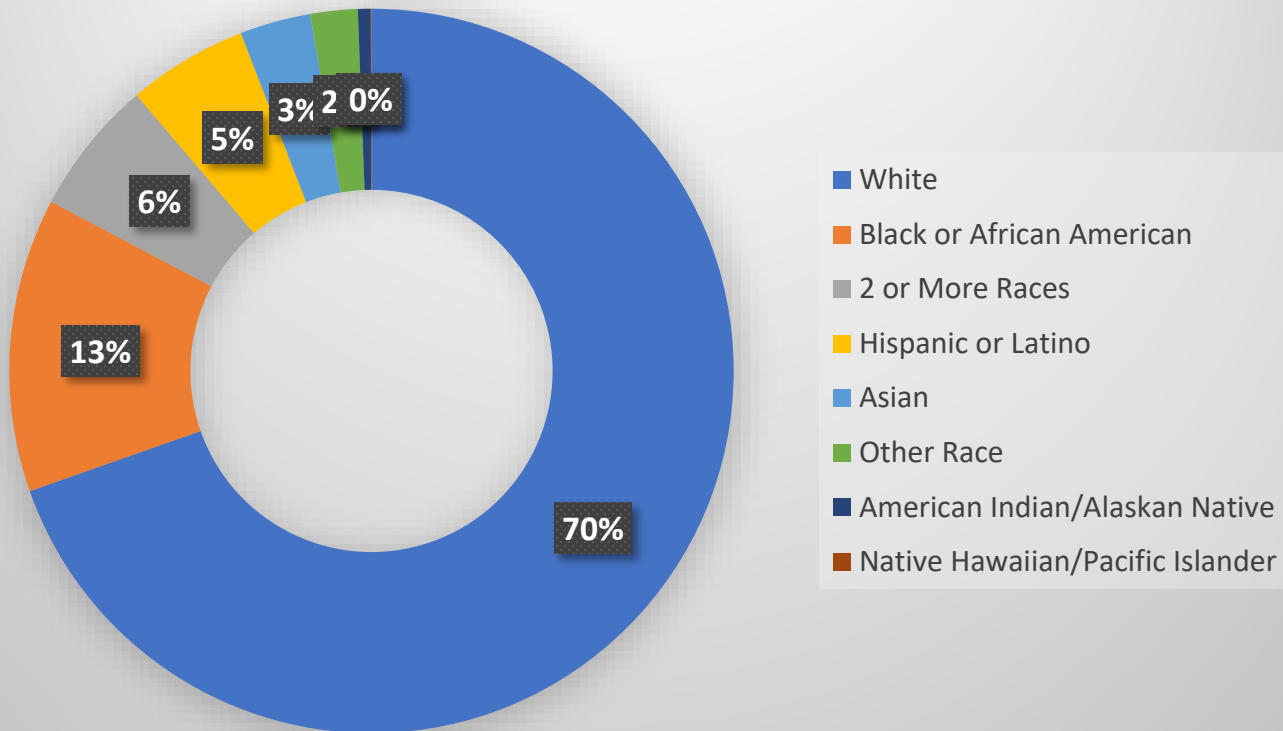
- Geographical Gaps Include:
  - No in-person DPP in UP
  - No in-person DPP in northeast Lower Peninsula
  - No in-person DPP in greater Lansing area
  - Limited rural resources for internet and transportation (though transportation is an issue everywhere!)
  - A lot of room for growth!

# MI POPULATION VS. DPP COMPLETERS



# MI Population Adrienne

## Michigan Population (10,033,281)



- 850,000 adults in MI with diabetes
- 3 million+ adults in MI with prediabetes
- 8<sup>th</sup> leading cause of death in the US, MI
- Prevalence disparities, especially among:
  - Compared w/ 8.8% non-Hispanic Whites
  - 14.7% persons with a disability
  - 14.6% non-Hispanic Black
  - 12.4% non-Hispanic Indian
  - 10.8% rural

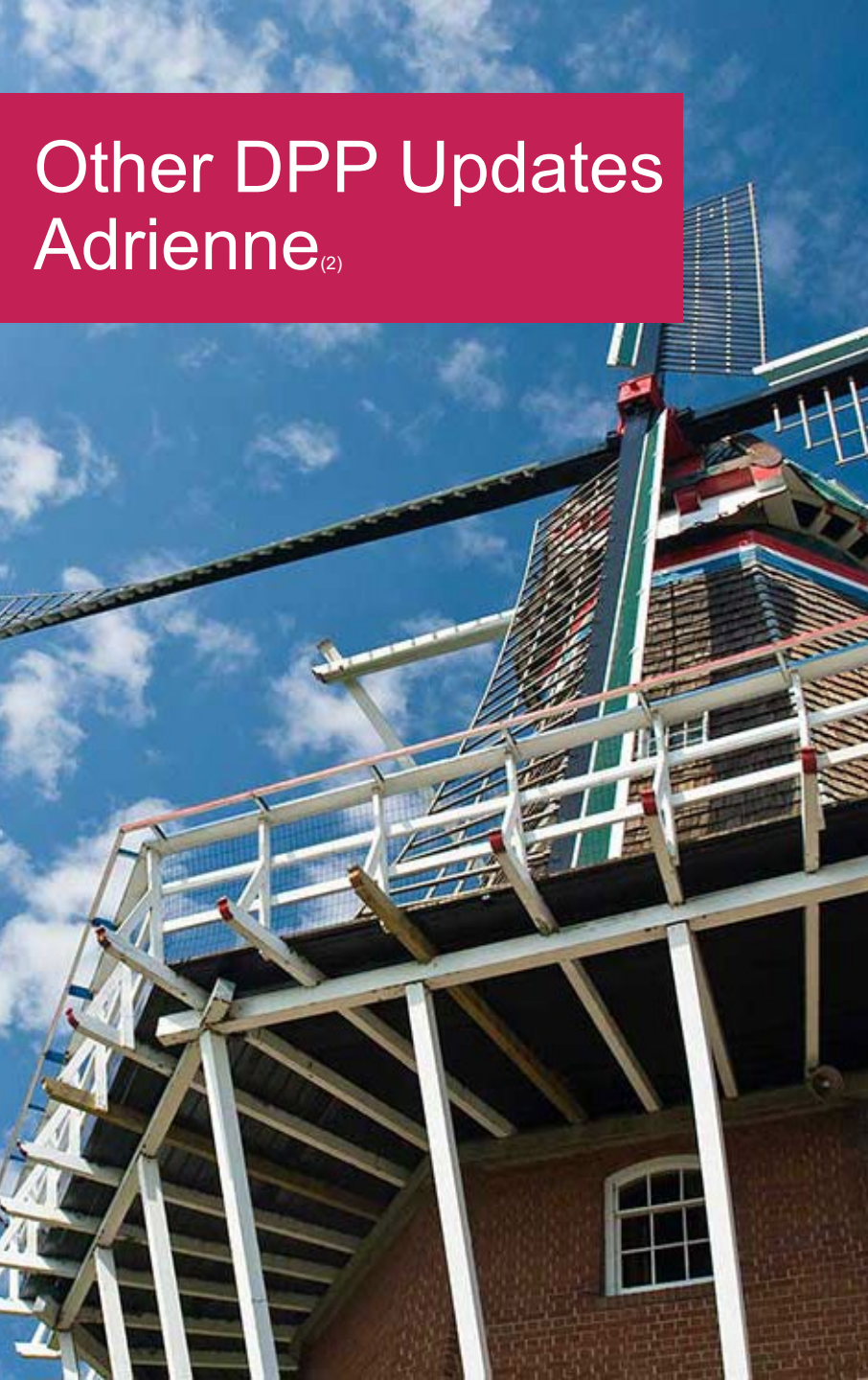


## DPP Demographics Adrienne

- Demographics of those Served (cumulative): Total – 30,789
- Race/Ethnicity
  - 72% - White – 22,059
  - 13% - Non-Hispanic Black or African American – 3,955
  - 9% - Not Reported – 2,784
  - 4% - Hispanic or Latino – 1,218
  - 1.8% - Asian American – 543
  - 0.4% - American Indian or Alaska Native - 120
  - 0.3% - Non-Hispanic or Latino Multiracial – 80
- Gender (all reported one or other)
  - 76% - Female (23,359)
  - 24% - Male (7,334)
- Age
  - 18-44 – 6,454 – 21%
  - 45-64 – 18,121 – 59%
  - 65 and over – 6,214 – 20%
- Disability status not collected yet, but will be 5/1/2024

# Other DPP Updates

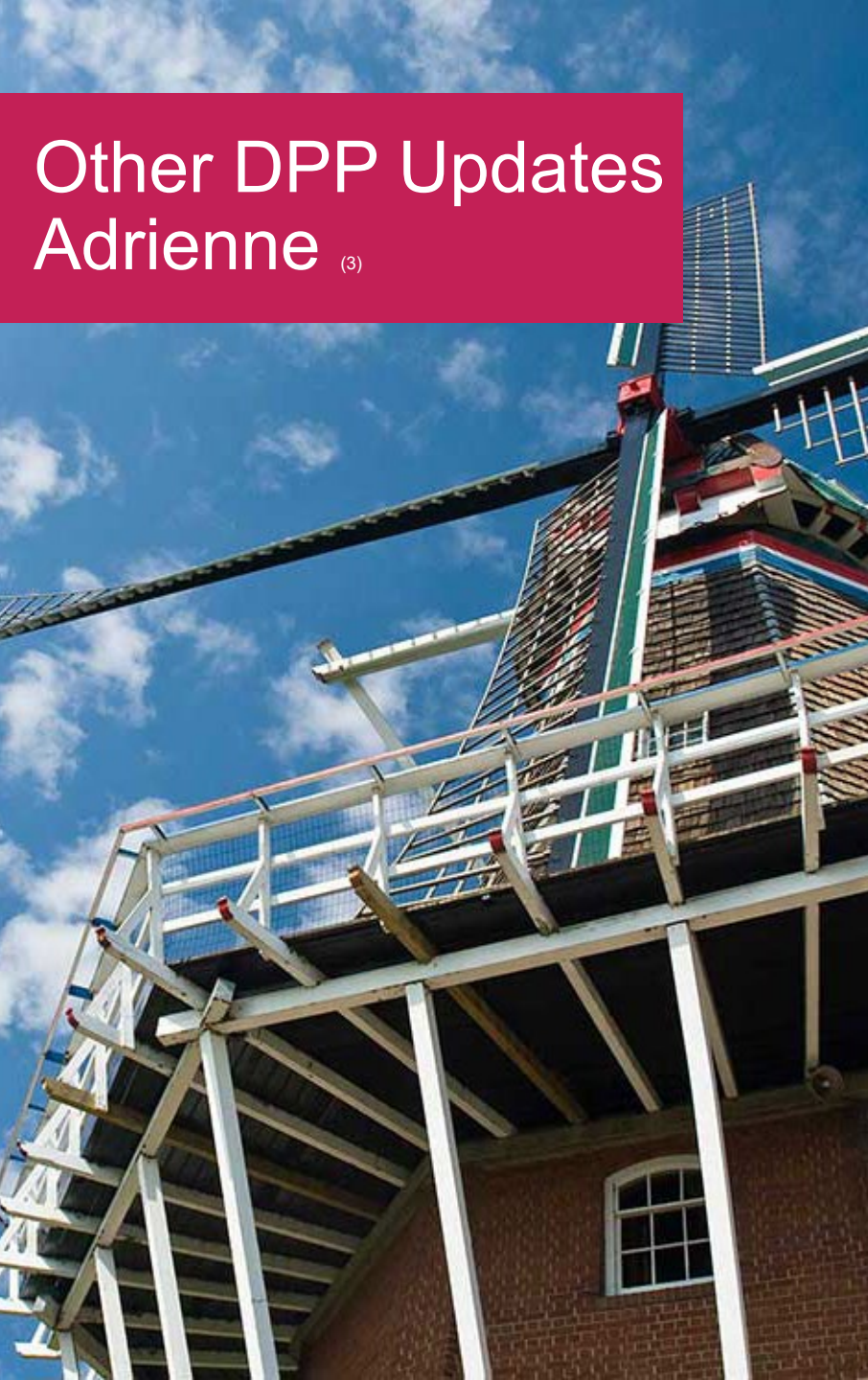
Adrienne<sup>(2)</sup>



- New DPRP Standards effective 5/1/2024
  - Summary of expected changes on [www.MiDiabetesPrevention.org](http://www.MiDiabetesPrevention.org)
- Diabetes Self-Management Education and Support (DSMES) fast tracking
  - Orgs that have accredited DSMES programs can get the fast-track to become DPPs and bill for Medicare and Medicaid.

# Other DPP Updates

## Adrienne <sup>(3)</sup>

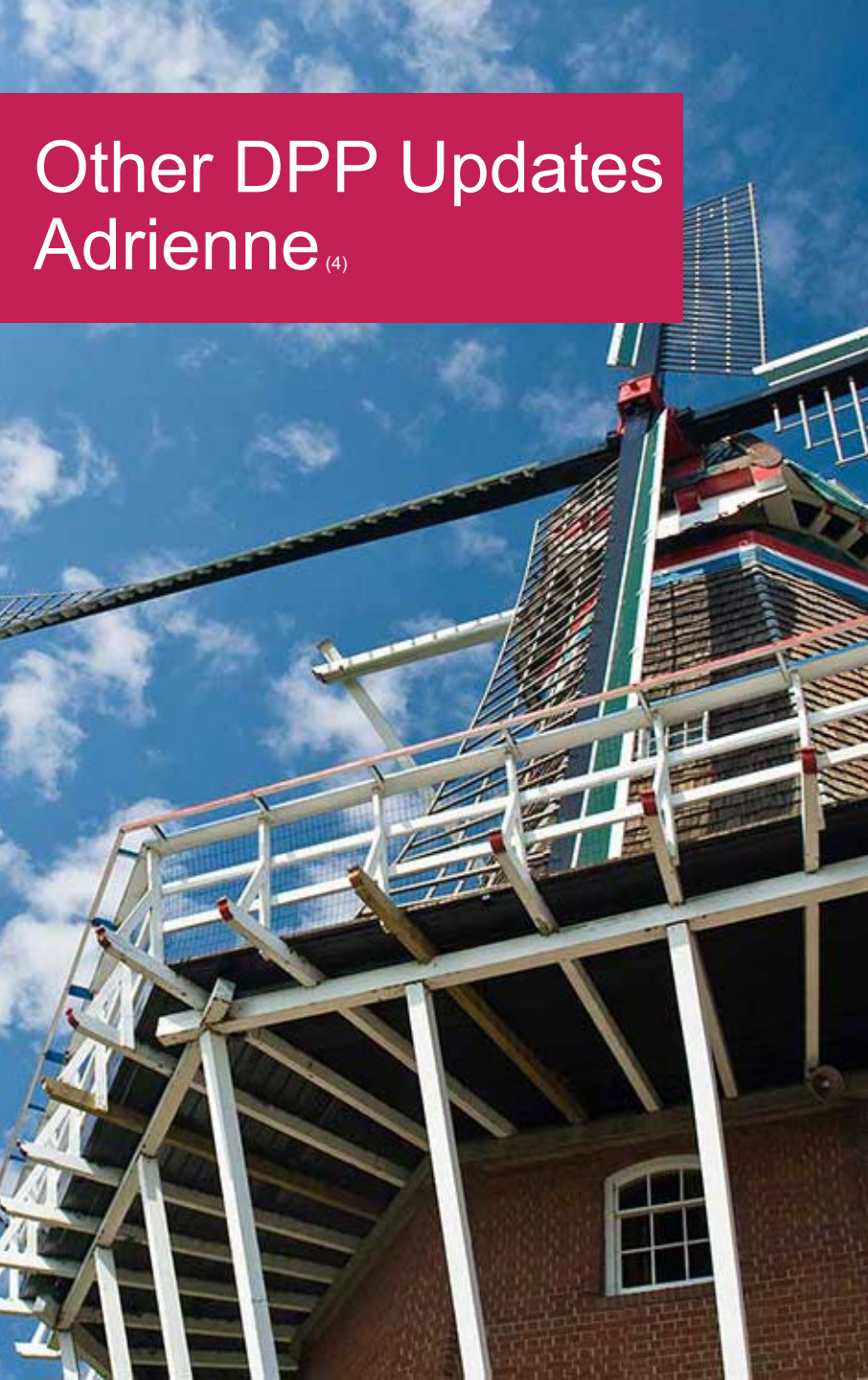


- What we've heard on billing for mixed cohorts with Medicare, Medicaid, and other DPP participants:
  - Can offer DPP in mixed cohort.
  - Bill private health plan if they cover DPP.
  - MDPP has some slightly different elig. requirements – Medicare Part B (FFS) or Medicare Advantage, blood test, slightly higher fasting glucose range.
  - Across country, DPP contacts shared that health systems in particular struggle with billing DPP; some put non-billed participants on scholarships from hospital foundations; all want to ensure compliance.



# Other DPP Updates

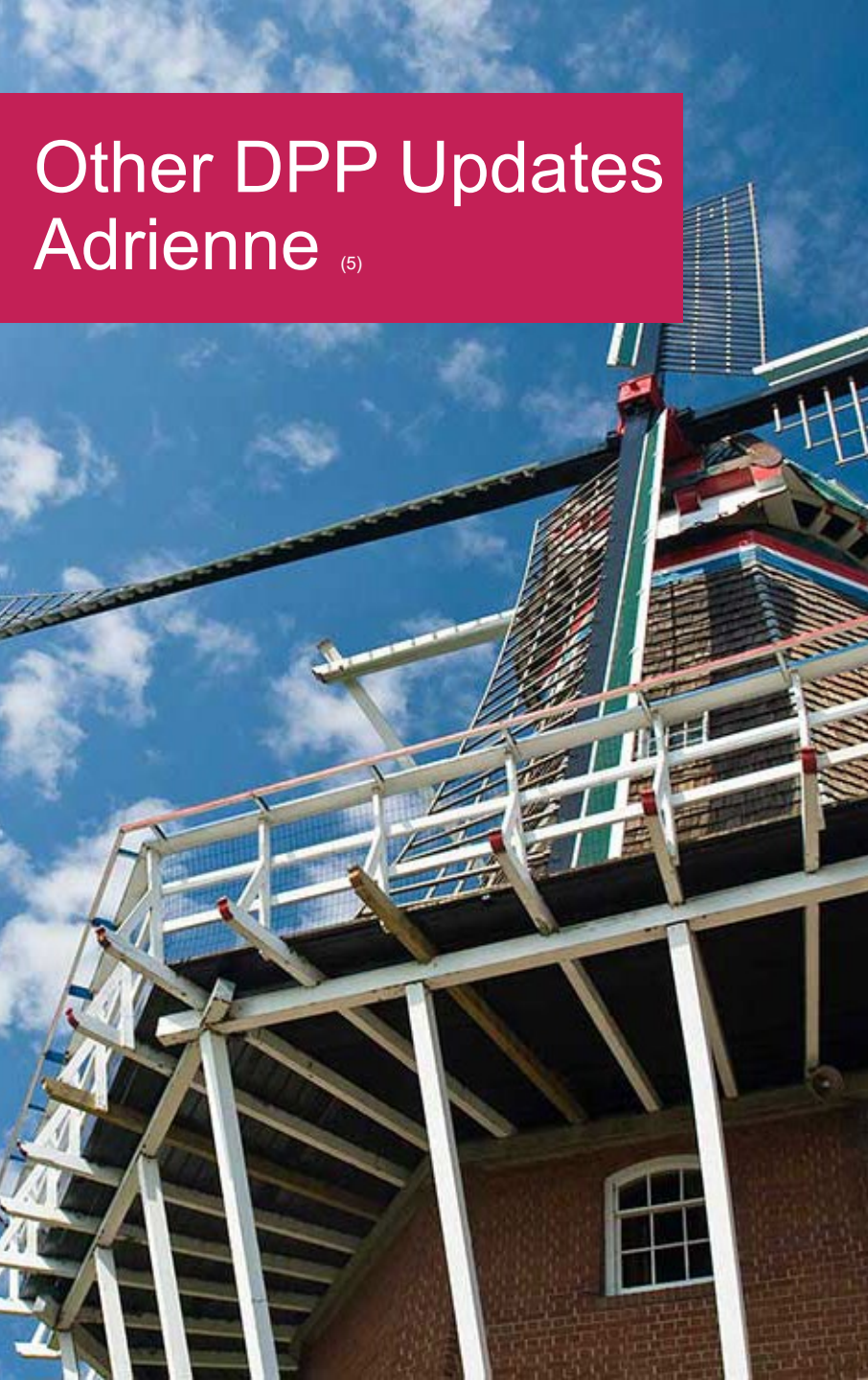
Adrienne<sup>(4)</sup>



Any CHWs working for you who might be able to lead DPP?

- Micro-credential pilots for FREE (\$1,000 value)
- Pilot group 1
  - Up to 10 CHWs
  - May-June 2024
- Pilot group 2
  - Up to 10 CHWs
  - Late 2024-Spring 2025 (TBD)

## Other DPP Updates Adrienne <sup>(5)</sup>



## Customer Service Station Checkpoints

- Available today after meeting
- Monthly MI community of practice calls over Zoom
- Monthly CDC office hours calls over Zoom
- Quarterly MI Medicaid/Medicare DPP calls over Teams
- 15-min, 30-min, or 1-hour calls
- Connections
- Periodic pre-scheduled check-ins
- Emails, calls as questions arise
- Your meetings
- Our meetings

## Other DPP Updates Adrienne <sup>(6)</sup>



## Registration open!

- FREE 2-hour CEU Advanced Lifestyle Coach Training by Temple University
- May 7 from 1-3 p.m.
- Post-recording CEUs also available.
- [https://chpswtemple.co1.qualtrics.com/jfe/form/SV\\_1S0LcQQ2Z99LSKy](https://chpswtemple.co1.qualtrics.com/jfe/form/SV_1S0LcQQ2Z99LSKy)

# Walk with Ease Candice



- Newly developed Michigan Arthritis Program
- Close partnership with MDHHS Diabetes because these conditions frequently co-occur
- Our Walk With Ease online portal could be useful as a physical activity option for DPP cohorts

# About Walk With Ease

- Six weeks long
- Developed by Arthritis Foundation and recognized by CDC
- Instructor led or self directed (portal is self directed)
- Personalized goals

# Outcomes

- Reduced joint pain and stiffness
- Increased balance, strength and walking pace
- Increased confidence in ability to be physically active
- Increased confidence in ability to improve health

# Get in touch to give it a try!

- [LeeC@Michigan.gov](mailto:LeeC@Michigan.gov)




## What's Next Adrienne

- Open Q&A
- Suggestions for focus areas for upcoming community of practice meetings, newsletters, or calls?



# Breakout Discussions

Adrienne Davenport



## Question Group #1



What are your top 2 tips for increasing referrals and networks that refer to your DPP?

What is your most surprising or unlikely referral partner (if you have one?)

## Question Group #2



What would you recommend to a potential participant who doesn't have their own transportation for in-person DPP?

Have you had success with transportation support for participants (e.g., public transit, buddy system, holding meetings where people already are, ride share services, etc.)? If so, what has worked?

Have you had success with distance or online DPP when transportation was a barrier? If so, any scenarios that worked well?

An aerial photograph of a river flowing through a dense forest with vibrant autumn foliage in shades of orange, yellow, and red. The river has a small waterfall with white foam at the bottom. The sky is not visible, and the overall scene is bright and scenic.

## Question Group #3

What are some “fan favorite” incentives / program supports that seem to work best?  
When do you give them?

Have you had luck recruiting and keeping men in the program? If so, what have you found to work?



## Last Question

What gaps or questions came up that you'd like your peers and/or MDHHS to help answer?

# Report Back



# Eastern Market Showcase

Patrice Brown



# Food Demonstration

Chef Ederique Goudia





# Thank you!

[www.Michigan.gov/Diabetes](http://www.Michigan.gov/Diabetes)

[GustafsonT2@Michigan.gov](mailto:GustafsonT2@Michigan.gov)

[DavenportA1@Michigan.gov](mailto:DavenportA1@Michigan.gov)

[MDHHS-Medicaid-DPP@Michigan.gov](mailto:MDHHS-Medicaid-DPP@Michigan.gov)



Use QR code to share thoughts about the meeting!



# Additional Information



# MICHIGAN DIABETES DASHBOARD

INTRODUCTION

DIABETES TREND

DEMOGRAPHICS

COMORBIDITIES/RISK FACTORS

DIABETES EDUCATION

DIABETES MANAGEMENT

SOURCES, METHODS, & INDICATORS

July 2023

Gender/Age/LGBTQ+/Race-Ethnicity

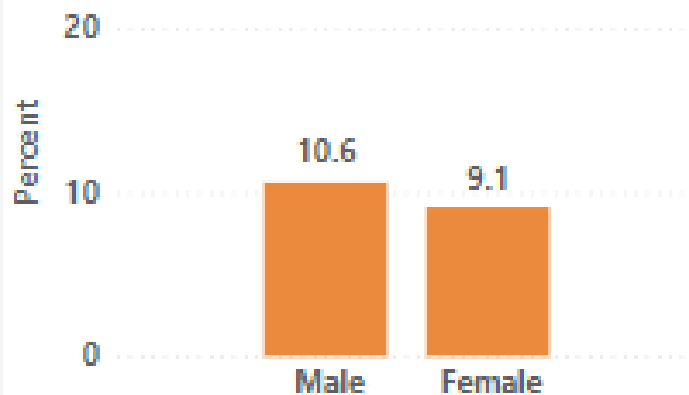
Disability/Education/Income

Had Diabetes

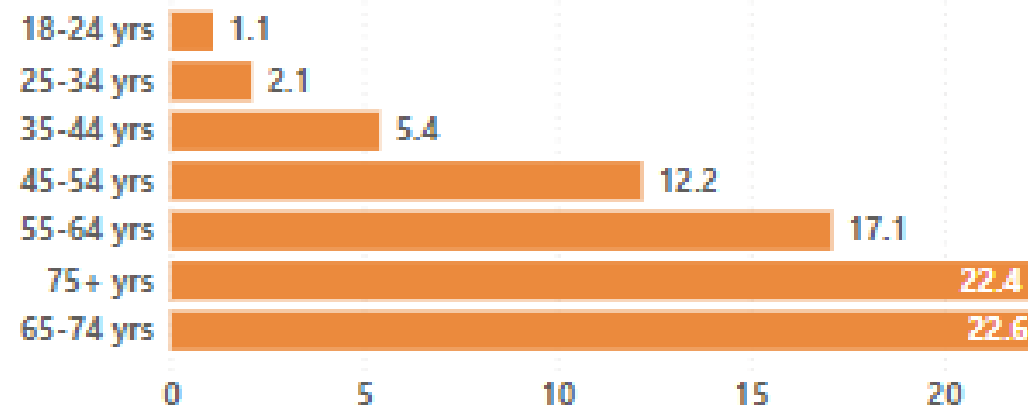
9.8% (9.3% - 10.2%)

## Age-Adjusted Diabetes Prevalence Among Michigan Adults, 2019-2021 Combined

Gender

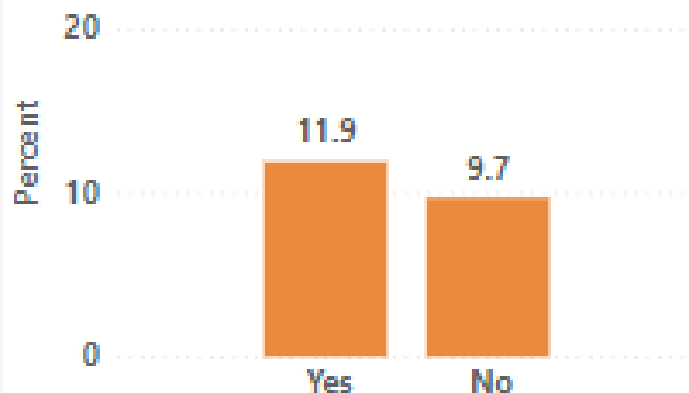


Age Group

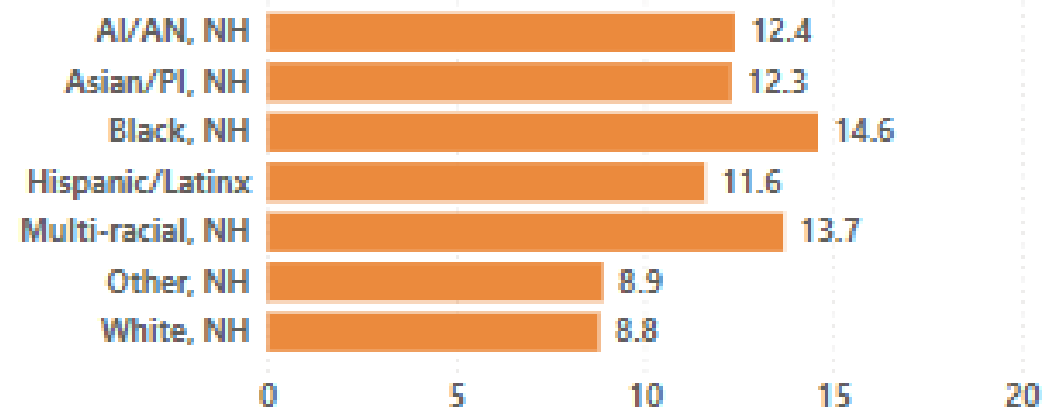


*These prevalences are age-specific.*

LGBTQ+



Race/Ethnicity



*AI/AN-Am Indian/Alaska Native; PI-Pacific Islander; NH- Non-Hispanic*

Source: Michigan Behavioral Risk Factor Surveillance System

# MICHIGAN DIABETES DASHBOARD

INTRODUCTION

DIABETES TREND

DEMOGRAPHICS

COMORBIDITIES/RISK FACTORS

DIABETES EDUCATION

DIABETES MANAGEMENT

SOURCES, METHODS, & INDICATORS

Gender/Age/LGBTQ+/Race-Ethnicity

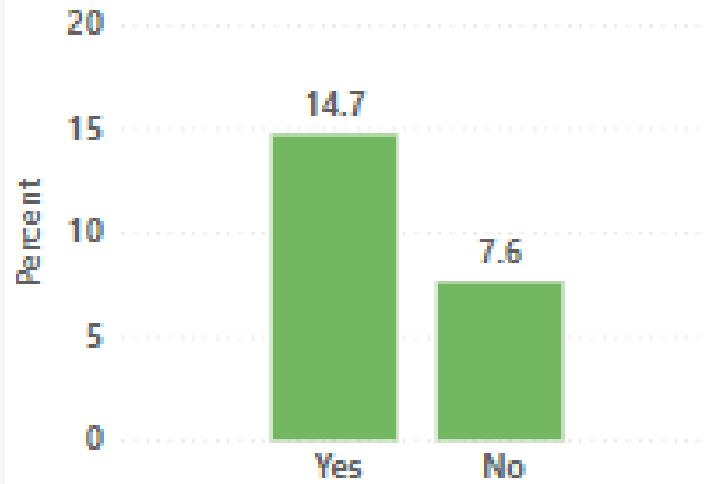
Disability/Education/Income

Had Diabetes

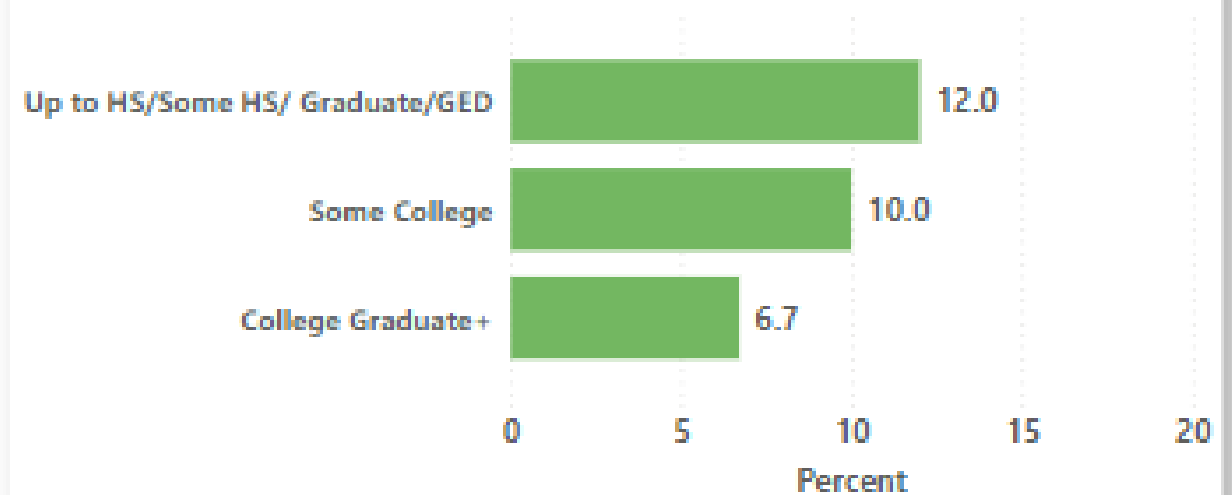
9.8% (9.3% - 10.2%)

## Age-Adjusted Diabetes Prevalence Among Michigan Adults, 2019-2021 Combined

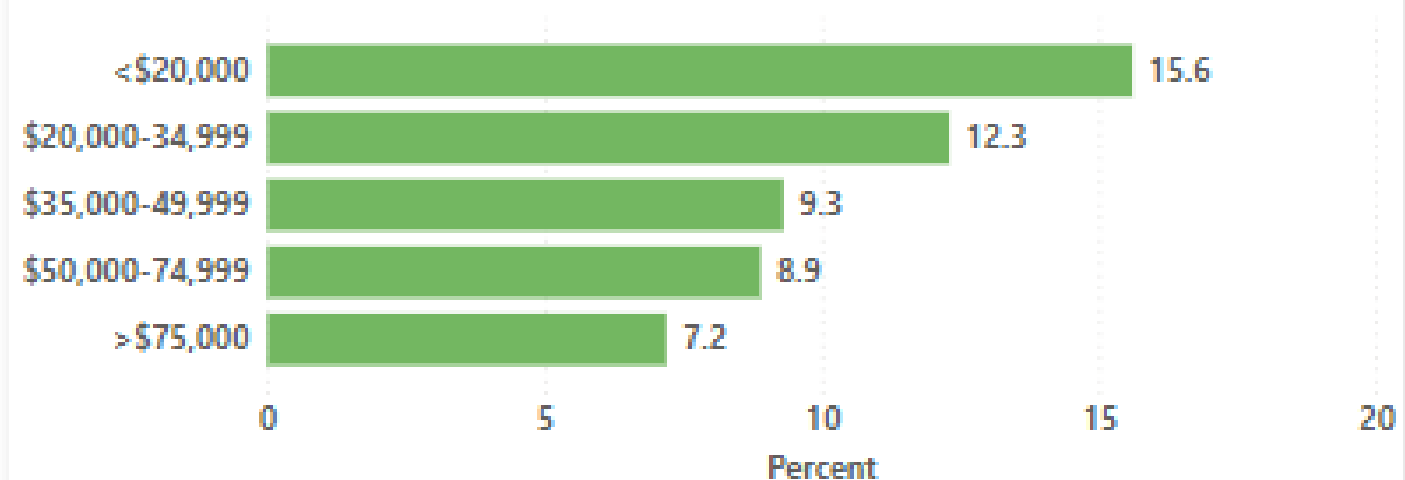
### Adults with Disabilities



### Education



### Household Income



# MICHIGAN DIABETES DASHBOARD

INTRODUCTION

DIABETES TREND

DEMOGRAPHICS

COMORBIDITIES/RISK FACTORS

DIABETES EDUCATION

DIABETES MANAGEMENT

SOURCES, METHODS, & INDICATORS

Gender/Age/LGBTQ+/Race-Ethnicity

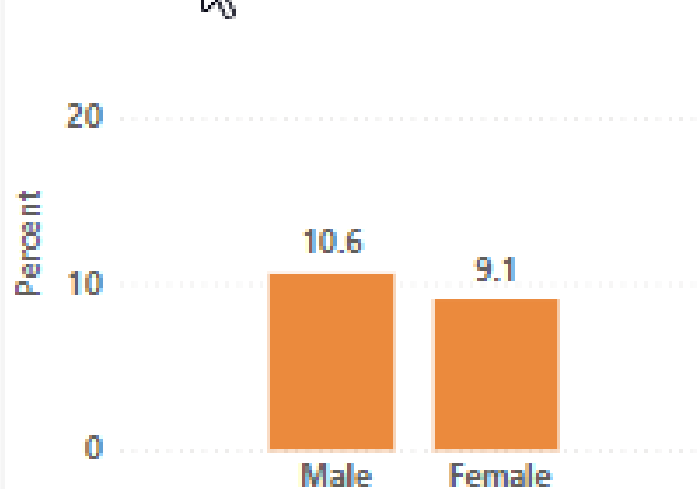
Disability/Education/Income

Had Diabetes

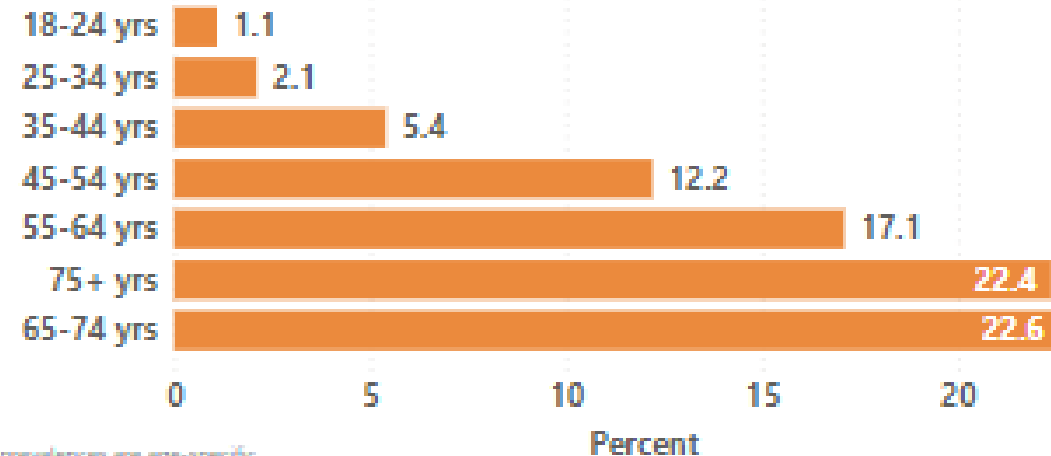
9.8% (9.3% - 10.2%)

## Age-Adjusted Diabetes Prevalence Among Michigan Adults, 2019-2021 Combined

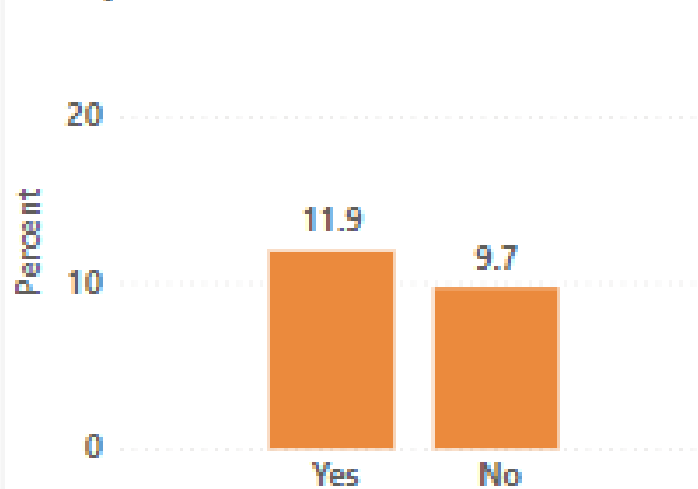
Gender



Age Group



LGBTQ+



Race/Ethnicity

